

Little Lambs Parent Guide



The Discovery Club

Prepared by Lyndene Wright

Name: _____

My name is _____



My phone number is _____

My Birthday is _____



At the beginning:

At the end:

I am _____ inches tall

I am _____ inches tall

I weigh _____ pounds

I weigh _____ pounds

To the Parent:

This booklet details all the learning activities the Little Lamb program includes. It is imperative that you familiarize yourself with the program and prepare you child for each class. Before each class please take the time to complete the monthly preparation sheet and bring it with your child to class. The teacher will return the yellow copy to you, so that you may follow up with any work that your child did not complete.

BASIC REQUIREMENTS

1. Attend the program for a minimum of 6 months.
2. Memorize the Discovery pledge.
3. Earn the Little Lamb reading award.
4. Learn the Discovery Club Song.
5. Memorize 1 John 4:8 and Exodus 20:8.

MY GOD

1. Learn to pray to Jesus.
2. Memorize the last part of The Lord's Prayer.
3. Memorize Psalm 23:1 and Proverbs 3:5
4. Earn the honor awards: Bible Friends and Prayers

MY FAMILY

1. Do 3 activities to help with the family.
2. Cheerfully participate in family worship a minimum of 5 times.
3. Memorize Exodus 20:12 and Ephesians 6:1.
4. Earn the honor awards: Chores and Kitchen Fun

MY WORLD

1. Learn to recognize the days of Creation.
2. Identify and learn at least 10 different animals
3. Memorize Genesis 1:1 and Psalms 24:1.
4. Earn the honor awards: Neighbor Friends and Seeds

MY SELF

1. Do 3 activities to show you are independent.
2. Learn your telephone number and birthday.
3. Memorize: John 3:16 and Proverbs 20:11
4. Earn the honor awards: Caring for Me and Jump

Basic Requirements

Memory Verses



1 John 4:8

“God is love.”

Exodus 20:8

“Remember the Sabbath day.”

Pledge and Law

Because Jesus loves me
I Will always do my best

Optional

Jesus can help me

- Be Obedient
- Be Pure
- Be True
- Be Kind
- Be Respectful
- Be Attentive
- Be Helpful
- Be Cheerful
- Be Thoughtful
- Be Reverent



Basic Requirements

Reading Certificate

As a rule of thumb, take your child's age in years, subtract it from 7, then multiply by 2. This is the minimum number of times you should read each story before going to the next. Young children benefit greatly from repetition.

From My Bible Storybook or similar book
begin a systematic reading of Genesis.

Sabbath is My Favorite Day by Karen Nicola

Mr. Squirrel's Treasures/Ellen's Miracle Horse
by Paul B. Ricchiuti

Little Baa by Kim Lewis

Learn the Discovery Club Song

We are the Discovery Club
We're learning every day
We want to be like Jesus
At home at church at play.

My God Memory Verses



Psalm 23:1

“The Lord is my shepherd I shall not want.”

Proverbs 3:5

“Trust in the Lord will all your heart.”

The Lords Prayer

Learn the Bold part of the Lord’s Prayer.

Our Father, which art in heaven
Hallowed be thy name
Thy Kingdom come
Thy will be done

In earth as it is in heaven
Give us this day our daily bread
And forgive us our debts
as we forgive our debtors
Lead us not into temptation
But deliver us from evil

**For thine is the Kingdom
And the Power
And the Glory forever
Amen**

Learn to pray by yourself.

My God

Bible Friends

Do 5 of the following activities

*The starred activities are required.



1. Practice treating the Bible Properly.*
2. Who gave us the Bible ?*
3. How often should we read the Bible?.
4. How did Naaman's servant girl share her faith?
5. How Samuel help as a child?
6. What was David's job as a child?
- 7.. How did Miriam help as a child?
8. How did Jesus help as a child?

Prayers

Do 5 of the following activities

*The starred activities are required.



1. Learn to pray by yourself.*
2. Offer the blessing at a meal.
3. Tell who you want to pray for.
4. How has God answered your prayer?
5. How do you know God hears you?
6. Name some of times we should pray to Jesus.
7. Remember to pray before bed.
8. Listen to a story about the Lord's Prayer.*

My Family Memory Verses



Exodus 20:12

“Honor your father and your mother.”

Ephesians 6:1

“Children, obey your parents.”

Things I do at home

Do 3 of the following activities

*Parents: - Circle and initial completed items.



Set the table



Water the plants



Put away your toys



Help with the dishes



Make your lunch



Make your bed



Empty the trash



Help with the groceries



Do something kind

My Family

Chores



Do 5 of the following activities

*The starred activities are required.

1. Why is it important to help our family?*
2. Do a special chore with daddy.
3. Do a special chore with mommy.
4. Do something kind for a grandparent.
5. Smile when you are asked to help.
6. Do something nice without being asked.
7. Do at least one chore for a whole week.
8. Keep a chart of all your chores.

Kitchen Fun



Do 5 of the following activities

*The starred activities are required.

1. Wash your hands before eating.*
2. Sit properly at the table.
3. Wait to eat until after the blessing.
4. Help prepare at least one food.
5. Help set the table.
6. Take your dishes to the sink after eating.
7. Try at least one new food.
8. Why does God want us to eat good food?*

My World Memory Verses



Genesis 1:1

“God created the heavens and the earth.”


Psalms 24:1

“The earth is the Lord’s .”

Pledge of Allegiance

(Optional)

I pledge allegiance to the flag of the United States of America
And to the republic for which it stands
One nation, under God, indivisible,
With liberty and justice for all.




My World


Creation

Identify what God made by pointing to each of the illustrations below.

Learn about 10 different animals that God created.



Day 1



Day 2



Day 3



Day 4



Day 5



Day 6



Day 7

My World

Neighbor Friends



Do 5 of the following activities

*The starred activities are required.

1. Why do we need Neighbor Friends?*
2. What does a police officer do to help others?
3. What does a fire fighter do to help others?
4. What does a doctor do to help others?
5. What does a pastor do to help others?
6. What does a teacher do to help others?
7. Choose any other helper to learn about.
8. Listen to a Bible story about a helper.*

Seeds

Do 5 of the following activities

*The starred activities are required.



1. What is a seed?*
2. Save 2 seeds from something you have eaten.
3. Collect at least 5 seeds.
4. Glue seeds you have collected on a poster board.
5. Sprout a seed and watch it grow.
6. Give your seed plant as a gift.
7. Listen to the parable of the seeds*
8. Do a craft using seeds.

My Self

Memory Verses



John 3:16

“For God so loved the world that He gave His only begotten son.”

Proverbs 20:11

“Even a child is known by his actions.”

My Self

Things I Can Do For Myself

Do 3 of the following activities

Parents; Circle and initial completed items.



Brush your hair



Pick out proper clothes



Brush your teeth



Tie your shoes



Say your prayers



Wash your hands



Zip your pants



Button your shirt



Practice Proper table Manners



Take a bath



Put your clothes in hamper



Get ready for bed

My Self

Caring for Me



Do 5 of the following activities

*The starred activities are required.
All activities may be done with or without help.

1. Brush your teeth 3 times a day.*
2. Wash your hands before each meal.
3. Wash and comb your hair.
4. Wipe your feet before entering the house.
5. Buckle up in your car seat.
6. Wash thoroughly when taking a bath.
7. Get ready for bed cheerfully.
8. Pray to Jesus before bed.*

Jump



Do 5 of the following activities

*The starred activities are required.

1. Learn an action song.
2. Play a follow the leader game.
3. Play a game using beanbags.
4. Play a running game.
5. Play a game using balls.
6. Play a jumping game.
7. Drink water before and during exercise.
8. Do a simple obstacle course.*

Enrichment

Indians

Do 5 of the following activities

*The starred activities are required.



1. Who are the American Indians?*
2. Name 3 different tribes.
3. What kind of houses did they live in?
4. What did they use to hunt with?
5. What do we call the place they live?
6. Make a craft.
7. How did they help the pilgrims?*
8. What new food did they give them?

Stickers

Do 5 of the following activities

*The starred activities are required.



1. Learn how to properly peel a sticker.*
2. Collect at least 10 different stickers.
3. Match stickers to the proper place.
4. Do a sticker activity of your choice.
5. Do an animal habitat sticker activity.
6. Do a sticker activity on flowers or colors.
7. Do a Bible activity with stickers.*
8. Make a gift with stickers.

Enrichment

ABC's



Do 5 of the following activities

*The starred activities are required.

1. Recognize on sight 20 of the 26 letters?
2. Name one thing that starts with each letter.
3. Learn to spell your first name.
4. Play a matching game.
5. Play a rhyming game.
6. Sing the ABC song from memory.
7. Make a scrapbook with pictures of things that start with each letter.
8. Learn to spell the word God.*

Leaves



Do 5 of the following activities

*The starred activities are required.

1. Make a posterboard with 5 leaves.
2. Match 3 leaves with the picture of the tree they came from.
3. Name two animals that eat leaves.
4. Name two leaves we eat.
5. What leaf did Adam and Eve use for clothes?
6. What happens to a leaf when it falls off the tree?
7. Listen to a Bible story about a tree or leaves.*
8. Make a craft using leaves.

Field Trips and Activities



Take a trip to the zoo and tell someone what animals you saw.



Visit a farm and tell someone what you saw.

Parent Responsibility

The staff members take their responsibility very seriously for the education of your children, both spiritually and cognitively. But since we only meet once a month, your child's success in the program depends primarily on your dedication to the program. Please be considerate of your child's teachers time, by doing your part to prepare your child prior to each meeting, and not missing meetings. Remember we are all volunteers.

To a very great extent the mother holds in her own hands the destiny of her children. She is dealing with developing minds and characters, working not alone for time, but for eternity. She is sowing seed that will spring up and bear fruit, either for good or for evil. She has not to paint a form of beauty upon canvas or to chisel it from marble, but to impress upon a human soul the image of the divine. Especially during their early years the responsibility rests upon her of forming the character of her children. The impressions now made upon their developing minds will remain with them all through life. Parents should direct the instruction and training of their children while very young, to the end that they may be Christians. They are placed in our care to be trained, not as heirs to the throne of an earthly empire, but as kings unto God, to reign through unending ages.

Patriarchs and Prophets p. 244

The Discovery Club Classes

Baby Birds

for 1-2 year olds

Little Lambs


For 3 year olds

Curious Cubs

for 4 year olds

Eager Beavers

for 5 year olds



Wright Publications

Lyndene@wrightpublications.org

Copyrighted by Lyndene Wright 2006

Updated for 2009