


November Creation

Learn what God made on day 4.

Day 4—Then God said, Let there be lights in the firmament of the heavens to divide the day from the night; and let them be for signs, and for seasons, and for days, and years: And let them be for lights in the firmament of the heavens to give light upon the earth: and it was so. Then God made two great lights; the greater light to rule the day, and the lesser light to rule the night: he made the stars also. God set them in the firmament of the heavens to give light upon the earth, and to rule over the day and over the night, and to divide the light from the darkness: and God saw that it was good. And the evening and the morning were the fourth day. Genesis 1:14-19



(Begin with the circles 1,2,3 on the board) In three short days our world has been changed from nothing to the most beautiful place you could imagine. I could stay here forever. The fruit smells so good. It is early on the morning of the fourth day. I wonder what God is going to make today. We wait and listen, We are waiting for God's voice to see what He is going to make next. Finally it comes. This time God says "Let there be lights in the firmament." Look, something is happening! Up high in the sky the clouds are parting, and a great big ball of fire can be seen. It is the sun. (Put up creation circle for Day 4) Already its first warm rays are sweeping over the hills and valleys, making the earth more beautiful than before. The flowers open up and turn joyously toward the sun. All the plants are soaking in the sunshine. Now we can see a beautiful blue sky. For when the sun shines on the water, it reflects back that beautiful blue color. Oh, but wait! I see something else up in the sky. It's very hard to see when the sun is up, but I think I see the moon. God made it to rule the night sky. So as the sun is setting, the moon casts a beautiful glow on the earth, and all the stars begin to shine. We hear God saying, "Let them be for signs, and for seasons, and for days, and years." Oh, I understand now. God made the earth to circle the sun, and that makes a year. The sun stays up longer sometimes and goes down earlier at other times, and that makes seasons. God thinks of everything doesn't he? The evening and the morning were the fourth day! We will learn more about creation next time. Let's now learn about one of God's creatures.

Teaching Aids Needed:

Creation Circles 1-4

November Animal

Learn about a bird and its song.

Red-Winged Blackbird (Red tab)

Using the book, *Bird Calls* by Frank Gallo, Read the clue:

I live in marshes and show red patches
On my shoulders when I fly.
What bird am I?

Pull the tab and show the bird. Then, listen to the bird's song. (Red button)

Use the additional text to learn more about the Blackbird.

(It is copied here for ease of use so the children can look at the book while you teach them.)

Before the last icicles melt, you can hear red-winged blackbirds singing in the spring. The males flash their red and yellow shoulder patches to show the females. Other males seem to fear the sight and stay in their own areas of the marsh.

In winter, red-winged blackbirds gather in flocks. Some flocks are so big, they spread out as far as you can see! The birds may settle in crop fields to feast on old grain. When they return to the marshes, the males sing their loud, "Conk-a-ree." (Listen to the song again-red button)

The female red-winged blackbird builds a nest of grass hidden in the reeds. Soon it will contain three or four blue-green eggs with dark blotches. (Point to the picture of the nest)

When baby red-winged blackbirds hatch, the mother feeds them only insects. But she continues to eat seeds and grain.

Listen to the bird's song again, as you have time.



Teaching Aids Needed:

Book: *Bird Calls* by Frank Gallo

November Award Time

Shapes and Sizes 1,3,8

1. Know the difference between a circle and an oval.

(Give each child three shapes of the same color) We have three new shapes today See if you can find two of them that go round and round and don't have any points. That's right. These shapes don't have any corners. One of these is a circle and the other is an oval. The circle is round like an orange and the oval is a squashed circle that is shaped more like an egg. Let's see if you can find the circle. Wait until the children have identified the circle. Now point to the oval. (Practice calling one or the other in random order until the children can identify each)

3. How many sides does a triangle have?

Now there is one more shape you have. It is not a circle. It has straight sides. Let's count them and see how many sides there are. 1, 2, 3. We know it is not a square because a square has 4 sides. A three sided shape is a triangle.

Put out all the shapes and have a review. When the children can identify the shapes. Move on to making the picture.

8. Make a picture using different shapes and sizes.*

Give each child a large piece of construction paper. Put out all the shapes and glue sticks and let them create their own picture. They may also draw shapes with crayons or markers.

Teaching Aids Needed:

Teaching Aids: Cutout shapes, construction paper, glue sticks crayons or markers

November God Made Me

How many teeth do you have?

When you are first born you don't have any teeth at all. In your first year you began to get some teeth. Usually the front bottom teeth come in and then before you turned three, you had 20 teeth. When you are older, probably in first grade you will start to lose your baby teeth and get a whole new set. By the time you are a teenager you will have 32 teeth.

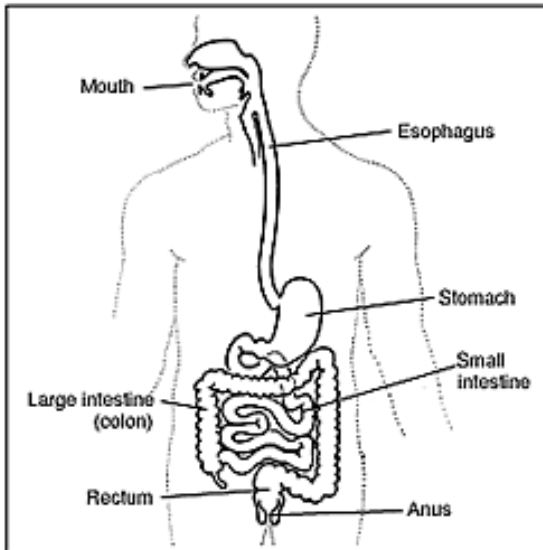
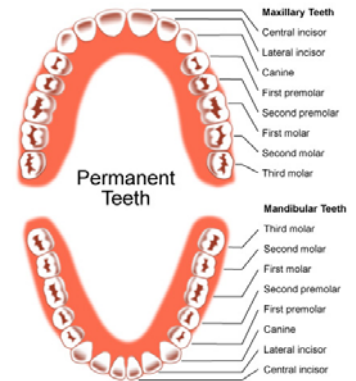
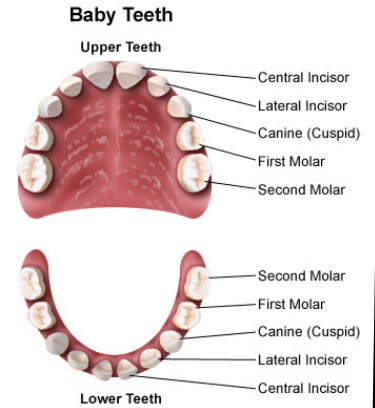
How do you care for your teeth?

ti

8. Learn about the mouth and stomach.

God gave a special system called the digestive system that helps us use the food we eat. First the food goes into the mouth. Here the teeth grind up the food and mix it with saliva. (Spit) Then you swallow the food and it goes down the esophagus into the stomach. (Point to the diagram) Here the food gets mixed up with more liquid called digestive juices. Then it slowly empties into the intestine where the nutrients are absorbed into the blood stream. The intestine is a long tube that goes

back and forth in your abdomen. If you would take it out and stretch in one long piece it would be about 30 feet long. That is longer than the length of this room. Then what is left over, that the body can't use, come out the other end when you go to the bathroom.



Teaching Aids Needed:

toothbrushes

November

Memory Verse

Genesis 1:1

"In the beginning God created the heavens and the earth."

The parent should have taught this verse at home.
Your job is just to test the verse.

Birth of Jesus

Read pages 53-56 of "*The Bible Story*" Volume 7

4. Why did the king want to know where Jesus was?

The king was a very jealous man. He didn't like the idea of anyone being born King of the Jews. He told the wise men that he wanted to worship him too, but he really wanted to get rid of Him

1. Learn to pray by yourself.*

After you have had the above discussion, ask the children if there is anything they want to thank Jesus for, and then help them offer their own prayers.

Teaching Aids Needed:

Bible Story Book Vol 7