


# May Creation

## Review the Creation Week



God created our world in just six days. Let's review what he created.

1st Day of Creation	Light
2nd Day of Creation	Air
3rd Day of Creation	Dry Land and Plants
4th Day of Creation	Sun, Moon and Stars
5th Day of Creation	Sea creatures and Birds
6th Day of Creation	Animals and Man
7th Day of Creation	The Sabbath

Of all the things God created, the Sabbath was the special gift He gave to man. In Mark 2:27 Jesus says, "The Sabbath was made for man, and not man for the Sabbath." When God gave Moses the Ten Commandments on Mt. Sinai, God said, "REMEMBER the Sabbath day, to keep it holy." (Exodus 20:8) The Sabbath was given to us at creation, and we were reminded of it during Moses' time, and again when Jesus was here on earth. In order to keep the Sabbath holy, as God commands, we must prepare for it during the week. All of our work is finished on Friday before sundown. We have special Sabbath clothes laid out ready to wear. Our rooms are cleaned, and our everyday toys put away, and the special Sabbath books and toys taken out. We know our Memory Verse and Lesson and have our Bible and Quarterly ready to take to church. As the sun goes down, we welcome the Sabbath with worship. On Sabbath morning we get up early, so we will not be rushed trying to get to church on time. Our family takes time for Family worship, and then we go to church. We go to Sabbath School and then sit with our parents in church. We listen to the pastor, and if we don't understand, we ask Mommy or Daddy to explain it to us. The afternoon is family time, and since Mommy and Daddy don't do their regular everyday work, we spend it together, reading Bible stories or learning about nature. Sometimes we spend it with other families. The Sabbath is a special delight to all who will follow God's rules. Remember to keep the Sabbath on the inside as well as the outside, by thinking about sacred things. We close the Sabbath with a song and prayer. It is the best day of the week.

Note to the teacher: Please read chapter 79 of *Child Guidance* pp. 528-538 in your preparation of this lesson.

## Teaching Aids Needed:

Creation Circles 1-7

# May Animal

## Learn About an Insect and its sound

### Katydid (dark purple tab)

Using the book, *Night Sounds* by Frank Gallo, Read the clue:

I am an insect that lives in trees,  
With my green wings looking like leaves.  
What am I?

Pull the tab and show the animal. Then, listen to the its sound. (dark purple button)

Use the additional text to learn more about the Cricket.


(It is copied here for ease of use so the children can look at the book while you teach them.)

On warm summer nights, male katydids make their familiar "Katy-did, katy-did" calls in a most unusual way. They rub the rough ridges on their wings together, like a bow on a fiddle. The catchy tunes played by the males help them to attract a mate.

A katydid "hears" in a surprising way too; Its "ears" are not on its head but on the upper part of its front legs! You own ears will pick up the loud call of the katydid from quite far away.

Katydids are not easy to see. That's because they are colored to blend in with their surroundings. Life is short for katydids. At most, they live for only two or three months.

A female katydid uses a long curved part on its stomach to lay 100 to 150 eggs on twigs or leaves. Baby katydids look like tiny adults, but they have no wings. As they grow, they shed their skin and grow wings.



**Teaching Aids Needed:**

# May Award Time

## ABC's #5,7,8

4. Practice printing upper and lowercase letters.

Use the wipe off books to help the children practice their letters. You will not have time to do the whole alphabet but do as much as you have time for.

7. Learn how to spell the word BIBLE.

With flash cards, let the children arrange the letters to spell Bible. We are focusing on visual as well as auditory letter recognition.

8. Sing the B-I-B-L-E song from memory.

We are also reviewing this song in the Bible Award time. So plan accordingly.

**THE B-I-B-L-E**

Traditional






The B—I — B — L — E, yes, that's the book for me. I

stand by faith on the Word of God, the B—I — B — L — E.

© Arrangement 1991 by Lois C. Hall. Used by permission.

### Teaching Aids Needed:

Wipe-Off I Can Print Books by Trend ISBN # 978-1-58792-128-5 or equivalent Flash cards see next page.



# May God Made Me

## **9. Tell why your body is the temple of God.**

God made us and we are not our own. We need to follow God's directions that He gives us in the Bible, just like your daddy needs to follow the direction in the car manual to take care of it.

Our bodies are not only the physical part like our legs and arms but also our minds and thoughts are a part of our bodies that are God's temple.

For the physical part of God's temple, we need to be careful about what we eat and drink. We need to eat lots of fruits and vegetables and just a little bit of sweet things, like cookies or cake. We never want to use drugs, tobacco, or alcohol. We also need to get plenty of exercise outside in the bright sunlight. Too much sitting in front of the T.V. is bad for us.

For the thinking part of God's temple, we need to keep our minds pure. We need to see and hear only good things, because just like what we put in our physical bodies makes us strong and healthy, what we put in our minds, makes us pure and clean. We also need to keep a happy attitude. We like to have fun, not the kind of fun that hurts other people, but the kind that we would be happy for Jesus to be with us.

**Teaching Aids Needed:**

Bible

# May Memory Verse

Proverbs 20:11

"Even a child is known by his actions."

The parent should have taught this verse at home.

Your job is just to test the verse.

## Bible Discovery

### 1. Practice treating the Bible Properly.\*

Show the children how to hold a Bible carefully and turn the pages without damaging them. Teach them that a Bible should always be placed on the top of other books and not left on the floor.

### 9. Learn the B-I-B-L-E song.

#### THE B-I-B-L-E

Traditional

The B—I—B—L—E, yes, that's the book for me. I

stand by faith on the Word of God, the B—I—B—L—E.

© Arrangement 1991 by Lois C. Hall. Used by permission.

#### Teaching Aids Needed:

Bible