

EAGER BEAVER



Activity Book

This book belongs to:

Available from:

AdventSource

5040 Prescott Avenue

Lincoln, NE 68506

800-328-0525

www.adventsource.org

Design: Palimor Studios

Project Manger: Christal Gregerson

© 2007 North American Division Corporation of Seventh-day Adventists

All rights reserved. No part of this publication may be reproduced, stored in a retrieval system, or transmitted, in any form or by any means electronic, photocopied, recorded, or otherwise, without the prior written permission of the copyright holder. Reprinting the content as a whole for giveaway or resale is expressly prohibited.


ISBN# 1-57756-413-X

Printed in the United States of America

Eager Beaver Pledge

Jesus loves me and I want to do my best for Him.

Draw a picture of something you can do for Jesus.



I'm an Eager Beaver for Jesus.

Write your name

Gadgets & Sand



Draw a circle around the bucket that is in front of the sandcastle.

Color the two shells pink and the shovel red.

Meeting 1 and 2



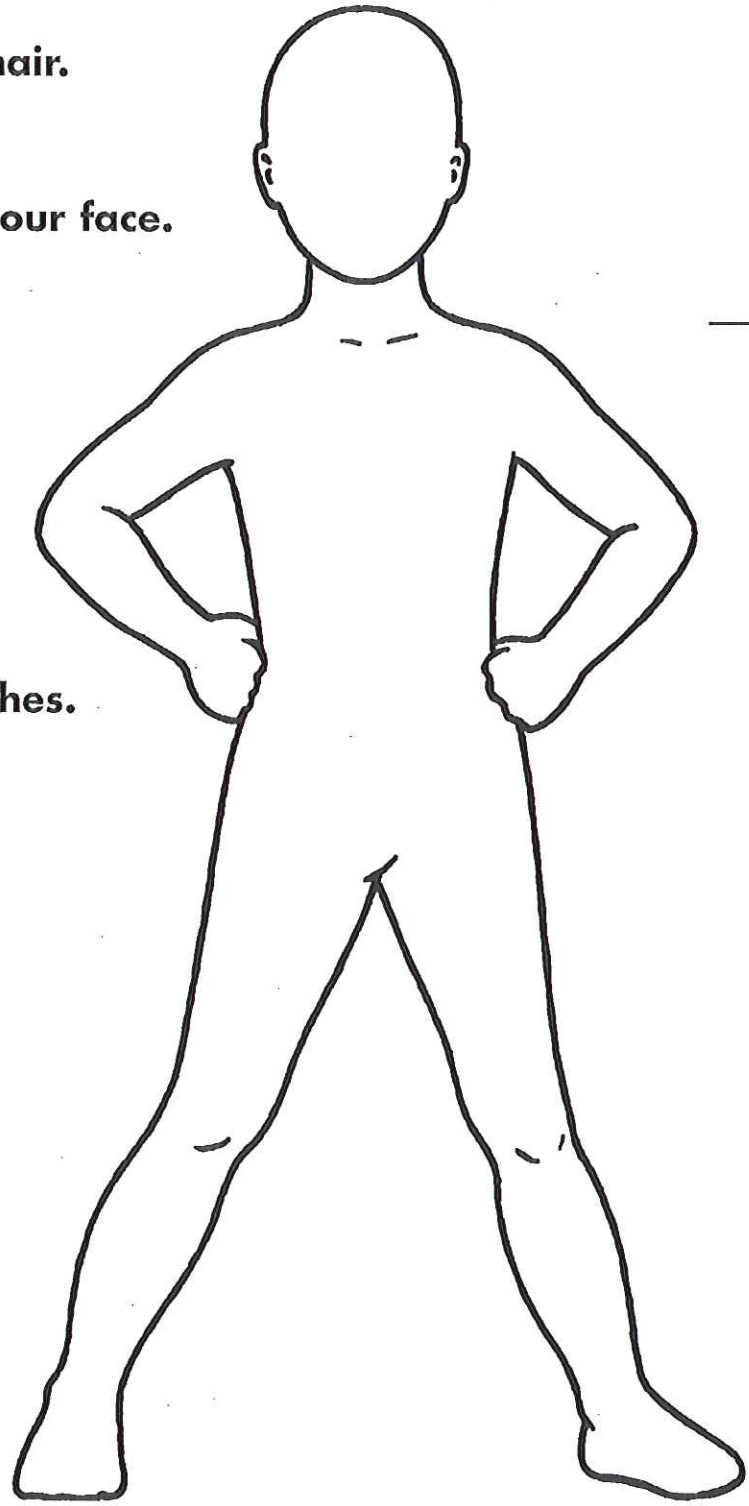
Know Your Body

Draw your hair.

Draw your face.

Draw your clothes.

Draw your shoes.



Meeting 3


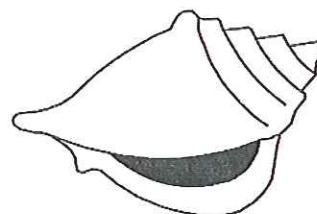





Animal Homes



Where do these animals live?

Circle the picture of each animal's home.


Meeting 4




My Community Friends

When friends are sad or sick, it's nice to take them a card.


Draw a line from the Eager Beaver to her friend.



Meeting 5



Start



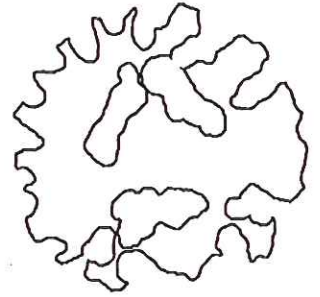
End

Sponge Art







Sponges live in the sea.

Circle the animals that also live in the sea.



Meeting 6






Animals

1. Circle the animals that have **FUR** with a red crayon.
2. Circle the animals that have **FEATHERS** with a blue crayon.
3. Circle the animals that **DO NOT** have feathers or fur with a yellow crayon.



Meeting 7 and 8



Bible Friends




Trace the Bible friends' names.

Meeting 9

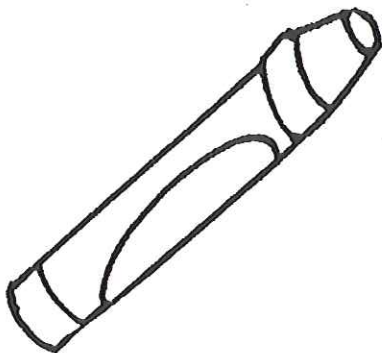
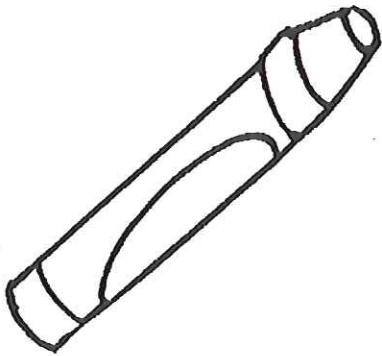
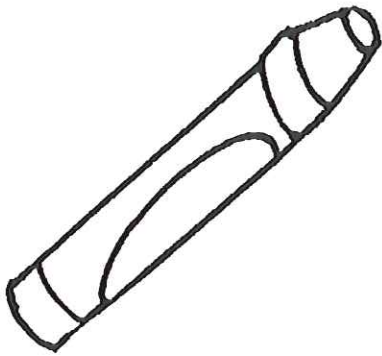
Crayons & Markers

1. Color one crayon red.
2. Color one crayon purple.
3. Color one crayon yellow.

4. Color one marker orange.
5. Color one marker green.
6. Color one marker blue.



Meeting 10 and 11


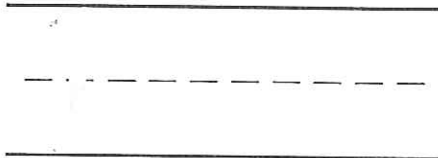


Birds


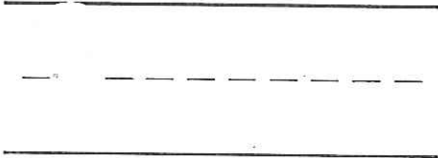



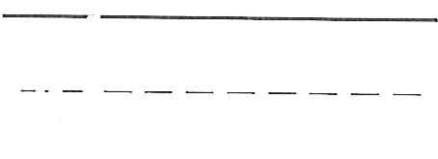
Write the number of birds.


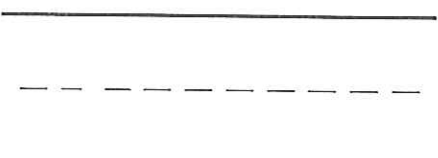
Meeting 12

One  1 

Two  2 

Three  3 

Four  4 

Five  5 

God's World



Meeting 13

Underline the sentence that goes with each picture.

1. God created the stars.

2. God created the fish.




1. God created the birds.

2. God created the water.




1. God created Adam.

2. God created the animals.




1. God created the trees.

2. God created the sun.





Manners Fun





Circle the picture that shows how your Eager Beaver leader feels when you say the following words.

Meeting 14

Thank you.



Give me that!



May I help you?



That's mine!

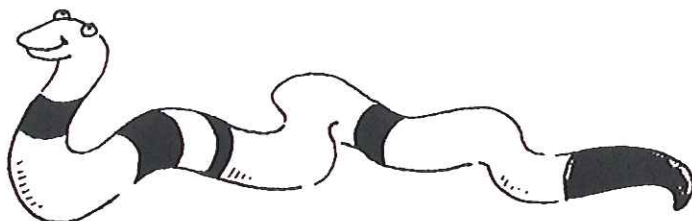








Pets

Color the animal you would like to have for a pet.



Meeting 15



Scavenger Hunt



Circle each of these hidden objects:

Soccer Ball 


Baseball Mitt 

Trumpet 

Hat 

Paint Brush 

Meeting 16




Helping at Home

Putting away your toys is one way to help at home. Help find the toys that need to go in the toy box.


1. Circle the toys **UNDER** the box with a green crayon.
2. Circle the toy **BESIDE** the box with a purple crayon.



Meeting 17



Alphabet Fun



Meeting 18

Draw a line from each letter to the picture that makes it's sound.


C




D




G



H




L





Shapes & Sizes





Meeting 19 or 20


Underline the  that is the biggest.





Underline the  that is the smallest.



Underline the  that is the smallest.



Underline the  that is the biggest.





AdventSource

